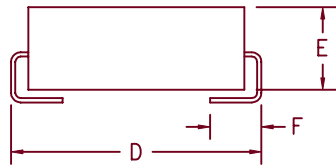
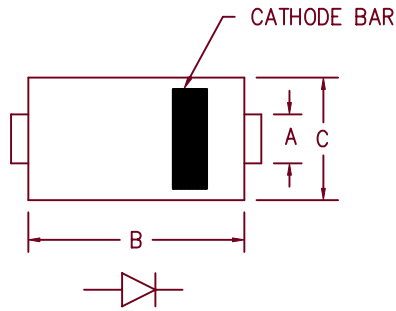


1 Amp Schottky Rectifier LSM140J — LSM150J



Dim.	Inches		Millimeter		Notes
	Minimum	Maximum	Minimum	Maximum	
A	.073	.087	1.85	2.21	
B	.160	.180	4.06	4.57	
C	.130	.155	3.30	3.94	
D	.205	.220	5.21	5.59	
E	.075	.130	1.91	3.30	
F	.030	.060	.760	1.52	

DO-214BA Package

Microsemi Catalog Number	Industry Part Number	Working Peak Reverse Voltage	Repetitive Peak Reverse Voltage
LSM140J	10BQ040 10MQ040N MBRA140TR, MBRS140TR	40V	40V
LSM145J		45V	45V
LSM150J		50V	50V

- Low Forward Voltage
- Schottky Barrier Rectifier
- Guard Ring Protection
- 150°C Junction Temperature
- V_{RRM} 40 to 50 Volts

Electrical Characteristics

Average forward current	$I_F(AV)$ 1.0 Amps	$T_A = 130^\circ C$, Square wave, $R_{\theta JC} = 15^\circ C/W$
Maximum surge current	I_{FSM} 50 Amps	8.3ms, half sine, $T_J = 150^\circ C$
Max peak forward voltage	V_{FM} .39 Volts	$I_{FM} = 0.1A; T_J = 25^\circ C^*$
Max peak forward voltage	V_{FM} .58 Volts	$I_{FM} = 1.0A; T_J = 25^\circ C^*$
Max peak reverse current	I_{RM} 1.0 mA	$V_{RRM}, T_J = 25^\circ C$
Typical junction capacitance	C_J 60pF	$V_R = 5.0V, T_J = 25^\circ C$

*Pulse test: Pulse width 300 μ sec. Duty cycle 2%

Thermal and Mechanical Characteristics

Storage temperature range	T_{STG}	-55°C to 175°C
Operating junction temp range	T_J	-55°C to 150°C
Typical thermal Resistance	$R_{\theta JC}$	15°C/W Junction to case
Weight		.0047 ounces (.013 grams) typical

11-20-01 Rev. 2

LSM140J — LSM150J

Figure 1
Maximum Forward Characteristics

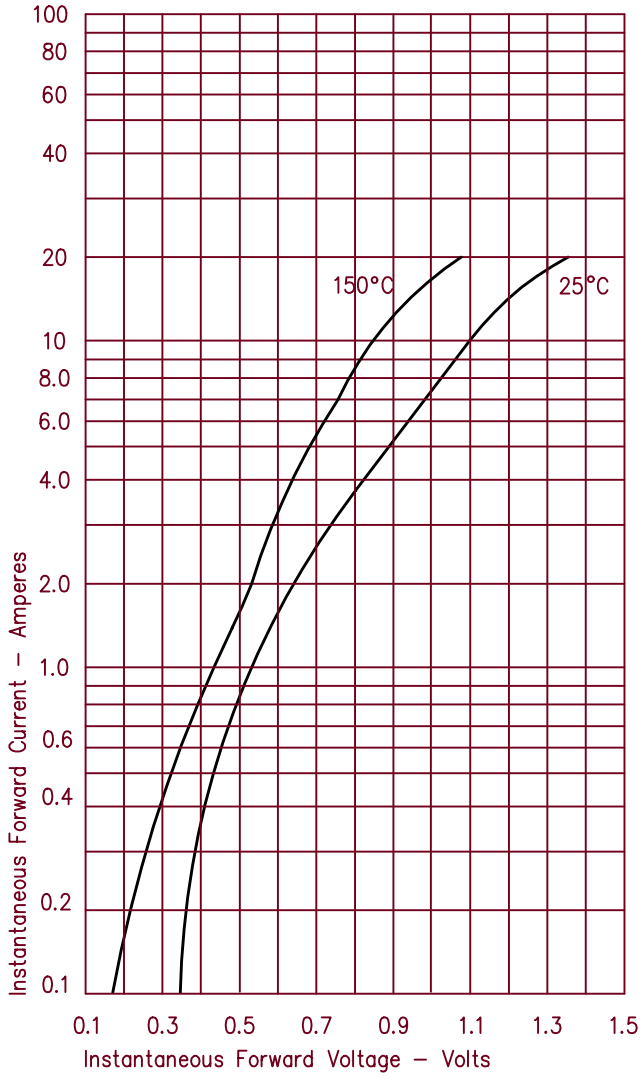


Figure 3
Typical Junction Capacitance

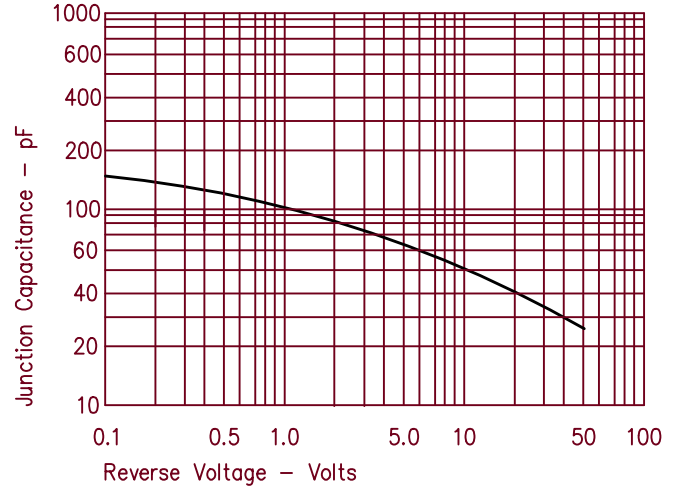


Figure 2
Typical Reverse Characteristics

